










YARD TABLE - GLOBAL POSITIONING MODE AND CONTINENTAL POSITIONING MODE

kickalgor.com July, 2022

The Yard Table is an aggregated table for all continents, and it is visible on the site only for working purpose. The Yard Table starts ranking since the next spot after the last position in the Top (Main) Table

GLOBAL POSITIONING MODE - Aggregated Table

bottom of the Main Table

60	URU		16,704	Campeonato Uruguayo	-9	≡
61			16,646	Primera División de Chile	-8	≡
62	PER		16,588	Primera División del Perú	+5	*
63			16,531	Liga Nacional de Fútbol de Guatemala	+5	*
64	SVK		16,473	Superliga	-15	↓
65			16,415	PrvaLiga	≡	≡
66	BLR		16,358	Вышэйшая Ліга	-7	≡
67			16,300	Ekstraklasa	-17	↓
68	E		16,300	All other Leagues in the world		

top of the Aggregated Table

1	Bolivia	BOL		CONMEBOL	12,220	68	1	+2	National Grade A	68
2	Venezuela	VEN		CONMEBOL	10,167	69	1	+2	National Grade A	69
3	Uzbekistan	UZB		AFC	9,673	70	1	+3	National Grade A	68
4	Jordan	JOR		AFC	9,143	71	1	+3	National Grade A	69
5	Thailand	THA		AFC	8,591	72	1	+3	National Grade A	70
6	Netherlands	NED2		UEFA	7,742	73	2	+3	National Grade A	68
7	Iraq	IRQ		AFC	7,713	74	1	+5	National Grade A	71
8	Panama	PAN		CONCACAF	7,598	75	1	-6	National Grade A	68
9	El Salvador	SLV		CONCACAF	7,151	76	1	-4	National Grade A	69
10	Vietnam	VIE		AFC	7,002	77	1	+5	National Grade A	72
11	Lebanon	LIB		AFC	6,910	78	1	+3	National Grade A	73

CONTINENTAL POSITIONING MODE

Because leagues included in Elementary Class provide not enough relevant & important data – they should be compare within particular continents. To do this, filter the table by selecting a specific continent. A list showing the positions of leagues within a given continent gives a more realistic picture of the balance of power within a club football than the picture resulting from a view of the entire Yard Table.






In the continental view, you can always see that the subclasses are ranked correctly, in descending order from the National Grade to the Regional Grade (which is not always the way they are seen in the global view). The order within continents can be seen in the last column "Cont Mode Pos". Positioning is done in the same way as in the aggregate table, ie the highest position is marked as the next spot after the last place in the Top (Main) Table.

bottom od the Main Table












60	URU		16,704	Campeonato Uruguayo	-9	≡
61			16,646	Primera División de Chile	-8	≡
62	PER		16,588	Primera División del Perú	+5	*
63			16,531	Liga Nacional de Fútbol de Guatemala	+5	*
64	SVK		16,473	Superliga	-15	↓
65			16,415	PrvaLiga	≡	≡
66	BLR		16,358	Вышэйшая Ліга	-7	≡
67			16,300	Ekstraklasa	-17	↓
68			16,200	All other Leagues in the world		

continental orders










AFC Asia

1	Uzbekistan	UZB		AFC	9,673	70	1	+3	National Grade A	68
2	Jordan	JOR		AFC	9,143	71	1	+3	National Grade A	69
3	Thailand	THA		AFC	8,591	72	1	+3	National Grade A	70
4	Iraq	IRQ		AFC	7,713	74	1	+5	National Grade A	71
5	Vietnam	VIE		AFC	7,002	77	1	+5	National Grade A	72
6	Lebanon	LIB		AFC	6,910	78	1	+3	National Grade A	73
7	Bahrain	BHR		AFC	6,505	79	1	+4	National Grade A	74
8	India	IND		AFC	5,932	83	1	+13	National Grade A	75
9	Oman	OMA		AFC	5,836	84	1	+16	National Grade A	76
10	Kuwait	KUW		AFC	5,566	85	1	+4	National Grade A	77
11	South Korea	KOR2		AFC	5,055	90	2	+16	National Grade A	78

CAF Africa




1	Guinea	GUI		CAF	5,050	91	1	+29	National Grade A	68
2	Sudan	SDN		CAF	4,703	97	1	+14	National Grade A	69
3	Nigeria	NGA		CAF	4,387	101	1	+40	National Grade A	70
4	Tanzania	TAN		CAF	3,482	116	1	+50	National Grade A	71
5	Zambia	ZAM		CAF	3,459	118	1	+6	National Grade A	72
6	Côte d'Ivoire	CIV		CAF	3,138	123	1	+3	National Grade A	73
7	Senegal	SEN		CAF	2,935	129	1	+15	National Grade A	74
8	Libya	LBY		CAF	2,699	136	1	+2	National Grade A	75
9	Ghana	GHA		CAF	2,508	141	1	+12	National Grade A	76
10	Mali	MLI		CAF	2,504	142	1	+12	National Grade A	77
11	Cameroon	CMR		CAF	2,423	144	1	+10	National Grade A	78

bottom od the Main Table

60	URU		16,704	Campeonato Uruguayo	-9	≡
61			16,646	Primera División de Chile	-8	≡
62	PER		16,588	Primera División del Perú	+5	✖
63			16,531	Liga Nacional de Fútbol de Guatemala	+5	✖
64	SVK		16,473	Superliga	-15	↓
65			16,415	PrvaLiga	≡	≡
66	BLR		16,358	Вышэйшая Ліга	-7	≡
67			16,300	Ekstraklasa	-17	↓
68	E		16,300	All other leagues in the world		

continental orders

CONCACAF

1	Panama	PAN		CONCACAF	7,598	75	1	-4	National Grade A	68
2	El Salvador	SLV		CONCACAF	7,151	76	1	-4	National Grade A	69
3	Canada	CAN		CONCACAF	6,321	80	1	*	National Grade A	70
4	United States	USA2		CONCACAF	5,284	87	2	*	National Grade A	71
5	Haiti	HAI		CONCACAF	4,489	100	1	+7	National Grade A	72
6	Jamaica	JAM		CONCACAF	3,496	115	1	-12	National Grade A	73
7	Dominican Republic	DOM		CONCACAF	3,098	124	1	-7	National Grade A	74
8	Mexico	MEX2		CONCACAF	3,050	127	2	+5	National Grade A	75
9	Nicaragua	NCA		CONCACAF	2,728	135	1	-11	National Grade A	76
10	Suriname	SUR		CONCACAF	2,386	145	1	+13	National Grade A	77
11	Trinidad and Tobago	TRI		CONCACAF	2,244	150	1	-15	Union Grade B1	78

CONMEBOL

1	Bolivia	BOL		CONMEBOL	12,220	68	1	+2	National Grade A	68
2	Venezuela	VEN		CONMEBOL	10,167	69	1	+2	National Grade A	69
3	Brazil	BRA2		CONMEBOL	4,080	103	2	+30	National Grade A	70
4	Argentina	ARG2		CONMEBOL	3,632	113	2	+28	Union Grade B1	71
5	Colombia	COL2		CONMEBOL	2,359	147	2	+21	Union Grade B1	72
6	Ecuador	ECU2		CONMEBOL	1,910	166	2	+18	Regional Grade B2	73
7	Paraguay	PAR2		CONMEBOL	1,897	168	2	+16	Regional Grade B2	74

UEFA Europe

1	Netherlands	NED2		UEFA	7,742	73	2	+3	National Grade A	68
2	Finland	FIN		UEFA	6,124	81	1	+12	National Grade A	69
3	Spain	ESP3		UEFA	5,977	82	3	+12	National Grade A	70
4	Republic of Ireland	IRL		UEFA	5,364	86	1	-9	National Grade A	71
5	France	FRA3		UEFA	5,276	88	3	+9	National Grade A	72
6	England	ENG3		UEFA	5,224	89	3	+2	National Grade A	73
7	Turkey	TUR2		UEFA	4,930	94	2	-4	National Grade A	74
8	Belgium	BEL2		UEFA	4,836	96	2	+3	National Grade A	75
9	Denmark	DEN2		UEFA	4,503	98	2	+4	National Grade A	76
10	Iceland	ISL		UEFA	4,086	102	1	-5	National Grade A	77
11	Wales	WAL		UEFA	3,986	104	1	-16	National Grade A	78

OFC Oceania

1	New Zealand	NZL		OFC	1,104	208	1	-11	National Grade A	68
2	New Caledonia	NCL		OFC	0,923	215	1	-19	National Grade A	69
3	Papua New Guinea	PNG		OFC	0,918	216	1	-23	National Grade A	70
4	Solomon Islands	SOL		OFC	0,868	218	1	-17	Union Grade B1	71
5	Tahiti	TAH		OFC	0,681	225	1	-18	Union Grade B1	72
6	Vanuatu	VAN		OFC	0,678	226	1	-14	Union Grade B1	73
7	Fiji	FJI		OFC	0,675	227	1	-11	Regional Grade B1	74
8	Samoa	SAM		OFC	0,232	237	1	-15	Regional Grade B1	75
9	Cook Islands	COK		OFC	0,227	238	1	-7	Regional Grade B1	76
10	American Samoa	ASA		OFC	0,156	239	1	-6	Regional Grade B1	77
11	Tonga	TGA		OFC	0,146	240	1	-4	Regional Grade B1	78