
















1Q 2023 Australia i Oceania (AFC/OFC) ELO  
 Ranking - International Matches

	Club	Country	code	RPS_PIF
1	Sydney FC		AUS6Sy	7,801
2	Melbourne City		AUS9Me	7,626
4	Auckland City		NZL1Au	6,521
3	Melbourne Victory		AUS4Me	5,994
5	Magenta		NCL4Ma	2,948
6	Vénus		TAH5Vé	2,718
7	Lae City		PNG2To	2,358
8	Solomon Warriors		SOL2So	2,306
9	Hienghène Sport		NCL2Hi	2,267
10	Lautoka		FIJ2La	1,815
11	Central Coast		SOL8Ce	1,568
12	Henderson Eels F.C.		SOL4He	1,483
13	Ba		FIJ1Ba	1,369
14	Eastern Suburbs		NZL4Ea	1,32
15	ABM Galaxy		VAN6Ga	1,293
16	Central Sport		TAH1Ce	1,125
17	Marist		SOL1Ma	1,06
18	Malampa Revivors		VAN4Ma	1,046
19	Tefana		TAH4Te	0,94
20	Rewa		FIJ4Re	0,887
21	Hekari United		PNG1He	0,789
22	Erakor Golden Star		VAN2Er	0,788
23	Tiga Sport		NCL11Ti	0,771
24	Wellington Olympic		NZL10We	0,594
25	Nalkutan		VAN3Na	0,554
26	Pirae		TAH3Pi	0,529
27	Lupe ole Soaga		SAM2Lu	0,466

	Club	Country	code	RPS_PIF
28	Suva		FIJ5Su	0,464
29	Ifira Black Bird		VAN7If	0,462
30	Kossa		SOL6Ko	0,393
31	Tupapa Maraerenga		COK2Tu	0,333
32	Ne Drehu		NCL10Ne	0,21
33	Dragon		TAH2Dr	0,189
34	Tiare Tahiti		TAH6Ti	0,092
35	Sia-Raga		VAN10Si	0,083
36	RueRue		VAN9Ru	0,076
37	Nikao Sokattak		COK3Ni	0,061
38	Ilaoa and To'omata		ASA4II	0,039
39	Western United		SOL3We	0,036
40	Lössi		NCL3Lö	0,024
41	Madang		PNG3Ma	0,021
42	FC Morobe Wawens		PNG4F.	0,001